

I Can Help Read, Write Inc Phonics

Tuesday, 17th September, 2024





























Introduction

- This powerpoint will be put on the school website
 - I'll send a message with where to find it once it is on
- If you have any questions
 - Please ask!
 - If you want to ask afterwards that's fine
 - If you would like to email: assistanthead@stjamesacademy.co.uk
 - If you'd like a chat at another time, please ring the school office and we can sort a time out: [01924 251048](tel:01924251048)



























What is Read, Write Inc?

- Read Write is a systematic phonics scheme which supports children to recognise sounds > segment and blend > apply these skills in their reading > read fluently
- The journey starts in Reception and concludes in Year 2 where children will have worked through the different levels.
- The scheme is built up of Set 1, Set 2 and Set 3 sounds

Group	In Speed Sounds lessons, teach children to:	To progress into the next group children should be able to:
Set 1 Sounds Group A	  Read Set 1 single letter sounds Learn to blend: Word Time 1.1 to 1.3 Spell using Fred Fingers	Read 16 or more single-letter sounds speedily
Set 1 Sounds Group B	  Read all Set 1 single letter sounds Learn to blend: Word Time 1.1 to 1.4 Spell using Fred Fingers	Read most Set 1 single-letter sounds speedily Blend sounds into words orally
Set 1 Sounds Group C	  Read all Set 1 single letter sounds speedily Blend independently using Phonics Green Word cards: Word Time 1.1 to 1.5 Spell using Fred Fingers	Read all Set 1 single letter sounds speedily Read Word Time 1.1 to 1.5 words with Fred Talk
Dittles PCM	  Read Set 1 Special Friends Read Word Time 1.6 words (words with Special Friends) Review Word Time 1.1 to 1.5 Read 3-sound nonsense words Spell using Fred Fingers	Read all Set 1 sounds speedily Read Word Time 1.6 words (words with Special Friends) with Fred Talk Read 3-sound nonsense words with Fred Talk
Red Ditty Books	  Review Set 1 sounds speedily Read Word Time 1.7 words (words with double consonants and 4- and 5-sound words) Review Word Time 1.1 to 1.6 Read 3 and 4 sound nonsense words Spell using Fred Fingers	Read all Set 1 sounds speedily including ll, ff, ss, and ck Read Word Time 1.6 and 1.7 words (words with Special Friends; words with double consonants and 4-sound words with Fred Talk) Read 3 and 4 sound nonsense words with Fred Talk
Green	  Read Set 2 sounds and matching Phonics Green Words including longer words Review Set 1 Phonics Green Words and previously taught Set 2 Phonics Green Words Read nonsense words Spell using Fred Fingers	Read Word Time 1.6 and 1.7 words Read 4 sound nonsense words with Fred Talk Read previously taught words with Set 1 sounds speedily
Purple	  Read Set 2 sounds and matching Phonics Green Words including longer words Review Set 1 Phonics Green Words and previously taught Set 2 Phonics Green Words Read nonsense words Spell using Fred Fingers Once secure, read Set 3 sounds and matching Phonics Green Words. Continue to spell Set 1 and Set 2 words	Read the first six Set 2 sounds (ay, ee, igh, ow, oo, oo) speedily Read these sounds in real words and nonsense words with Fred Talk Read previously taught words with Set 1 sounds speedily
Pink	    Read Set 2 sounds and matching Phonics Green Words including longer words. Review Set 1 and 2 Phonics Green Words Read nonsense words Spell using Fred Fingers Once secure, read Set 3 sounds and matching Phonics Green Words. Continue to spell Set 1 and Set 2 words	Read all Set 2 sounds speedily Read these sounds in real words and nonsense words with Fred Talk Read previously taught words with Set 1 and 2 sounds speedily
Orange	  Read Set 3 sounds and matching Phonics Green Words including longer words Review Set 1 and 2 Phonics Green Words, plus previously taught Set 3 Phonics Green Words Read nonsense words Spell using Fred Fingers: focus on Set 2 words	Read Set 1 and Set 2 sounds in longer words Read Set 1 and Set 2 sounds in 4 and 5 sound nonsense words Read previously taught words with Set 1 and Set 2 sounds speedily
Yellow	  Read Set 3 sounds and matching Phonics Green Words including longer words Review Set 1, 2 and 3 Phonics Green Words Read nonsense words Spell using Fred Fingers: Set 2 and 3 words	Read the first six Set 3 sounds (ea, oi, a-e, i-e, o-e, u-e) speedily Read these sounds in real words and nonsense words Read a passage at 60-70 words per minute, attempting intonation to show comprehension
Blue	  Read Set 3 sounds and matching Phonics Green Words including longer words Review Set 1, 2 and 3 Phonics Green Words Read nonsense words Spell using Fred Fingers: Set 2 and 3 words	Read all Set 3 sounds speedily Read Set 3 Sounds in real words and nonsense words Read a passage at 70-80 words per minute, attempting intonation to show comprehension
Grey	  Read unfamiliar longer words Review Set 1, 2 and 3 sounds and matching Phonics Green Words including longer words speedily Read nonsense words Spell using Fred Fingers: longer words, Set 2 and 3 words	Read longer words containing Set 1, 2 and 3 sounds Read a passage at 80-90+ words per minute with intonation that shows some comprehension

























How we teach RWI

- RWI is taught daily (5 sessions per week)
- Children learn 3 sounds a week and then review these sounds 2 times a week.
- Children are taught by teachers and teaching assistants who have been trained and have continuous coaching.
- Groupings are decided through assessment as well as careful discussions between staff

Group	In Speed Sounds lessons, teach children to:	To progress into the next group children should be able to:
Set 1 Sounds Group A	  Read Set 1 single letter sounds Learn to blend: Word Time 1.1 to 1.3 Spell using Fred Fingers	Read 16 or more single-letter sounds speedily
Set 1 Sounds Group B	  Read all Set 1 single letter sounds Learn to blend: Word Time 1.1 to 1.4 Spell using Fred Fingers	Read most Set 1 single-letter sounds speedily Blend sounds into words orally
Set 1 Sounds Group C	  Read all Set 1 single letter sounds speedily Blend independently using Phonics Green Word cards: Word Time 1.1 to 1.5 Spell using Fred Fingers	Read all Set 1 single letter sounds speedily Read Word Time 1.1 to 1.5 words with Fred Talk
Dittles PCM	  Read Set 1 Special Friends Read Word Time 1.6 words (words with Special Friends) Review Word Time 1.1 to 1.5 Read 3-sound nonsense words Spell using Fred Fingers	Read all Set 1 sounds speedily Read Word Time 1.6 words (words with Special Friends) with Fred Talk Read 3-sound nonsense words with Fred Talk
Red Ditty Books	  Review Set 1 sounds speedily Read Word Time 1.7 words (words with double consonants and 4- and 5-sound words) Review Word Time 1.1 to 1.6 Read 3 and 4 sound nonsense words Spell using Fred Fingers	Read all Set 1 sounds speedily including ll, ff, ss, and ck Read Word Time 1.6 and 1.7 words (words with Special Friends; words with double consonants and 4-sound words with Fred Talk) Read 3 and 4 sound nonsense words with Fred Talk
Green	  Read Set 2 sounds and matching Phonics Green Words including longer words Review Set 1 Phonics Green Words and previously taught Set 2 Phonics Green Words Read nonsense words Spell using Fred Fingers	Read Word Time 1.6 and 1.7 words Read 4 sound nonsense words with Fred Talk Read previously taught words with Set 1 sounds speedily
Purple	  Read Set 2 sounds and matching Phonics Green Words including longer words Review Set 1 Phonics Green Words and previously taught Set 2 Phonics Green Words Read nonsense words Spell using Fred Fingers Once secure, read Set 3 sounds and matching Phonics Green Words. Continue to spell Set 1 and Set 2 words	Read the first six Set 2 sounds (ay, ee, igh, ow, oo, oo) speedily Read these sounds in real words and nonsense words with Fred Talk Read previously taught words with Set 1 sounds speedily
Pink	    Read Set 2 sounds and matching Phonics Green Words including longer words. Review Set 1 and 2 Phonics Green Words Read nonsense words Spell using Fred Fingers Once secure, read Set 3 sounds and matching Phonics Green Words. Continue to spell Set 1 and Set 2 words	Read all Set 2 sounds speedily Read these sounds in real words and nonsense words with Fred Talk Read previously taught words with Set 1 and 2 sounds speedily
Orange	  Read Set 3 sounds and matching Phonics Green Words including longer words Review Set 1 and 2 Phonics Green Words, plus previously taught Set 3 Phonics Green Words Read nonsense words Spell using Fred Fingers: focus on Set 2 words	Read Set 1 and Set 2 sounds in longer words Read Set 1 and Set 2 sounds in 4 and 5 sound nonsense words Read previously taught words with Set 1 and Set 2 sounds speedily
Yellow	  Read Set 3 sounds and matching Phonics Green Words including longer words Review Set 1, 2 and 3 Phonics Green Words Read nonsense words Spell using Fred Fingers: Set 2 and 3 words	Read the first six Set 3 sounds (ea, oi, a-e, i-e, o-e, u-e) speedily Read these sounds in real words and nonsense words Read a passage at 60-70 words per minute, attempting intonation to show comprehension
Blue	  Read Set 3 sounds and matching Phonics Green Words including longer words Review Set 1, 2 and 3 Phonics Green Words Read nonsense words Spell using Fred Fingers: Set 2 and 3 words	Read all Set 3 sounds speedily Read Set 3 Sounds in real words and nonsense words Read a passage at 70-80 words per minute, attempting intonation to show comprehension
Grey	  Read unfamiliar longer words Review Set 1, 2 and 3 sounds and matching Phonics Green Words including longer words speedily Read nonsense words Spell using Fred Fingers: longer words, Set 2 and 3 words	Read longer words containing Set 1, 2 and 3 sounds Read a passage at 80-90+ words per minute with intonation that shows some comprehension

Assessment

- Reception
 - Currently doing their baseline assessment
 - Assessments are more frequent (every 2 weeks to start) then at assessment points throughout the year
- Year 1 and Year 2
 - During assessment windows children are assessed
- When children are assessed, we will share which group your child is now in, what sounds they are going to learn as well as where their sound gaps are
- Children who need additional support will receive this with tutoring sessions. This information will also be shared.


Group	In Speed Sounds lessons, teach children to:	To progress into the next group children should be able to:
Set 1 Sounds Group A	  Read Set 1 single letter sounds Learn to blend: Word Time 1.1 to 1.3 Spell using Fred Fingers	Read 16 or more single-letter sounds speedily
Set 1 Sounds Group B	  Read all Set 1 single letter sounds Learn to blend: Word Time 1.1 to 1.4 Spell using Fred Fingers	Read most Set 1 single-letter sounds speedily Blend sounds into words orally
Set 1 Sounds Group C	  Read all Set 1 single letter sounds speedily Blend independently using Phonics Green Word cards: Word Time 1.1 to 1.5 Spell using Fred Fingers	Read all Set 1 single letter sounds speedily Read Word Time 1.1 to 1.5 words with Fred Talk
Dittles PCM	  Read Set 1 Special Friends Read Word Time 1.6 words (words with Special Friends) Review Word Time 1.1 to 1.5 Read 3-sound nonsense words Spell using Fred Fingers	Read all Set 1 sounds speedily Read Word Time 1.6 words (words with Special Friends) with Fred Talk Read 3-sound nonsense words with Fred Talk
Red Ditty Books	  Review Set 1 sounds speedily Read Word Time 1.7 words (words with double consonants and 4- and 5-sound words) Review Word Time 1.1 to 1.6 Read 3 and 4 sound nonsense words Spell using Fred Fingers	Read all Set 1 sounds speedily including ll, ff, ss, and ck Read Word Time 1.6 and 1.7 words (words with Special Friends; words with double consonants and 4-sound words with Fred Talk) Read 3 and 4 sound nonsense words with Fred Talk
Green	  Read Set 2 sounds and matching Phonics Green Words including longer words Review Set 1 Phonics Green Words and previously taught Set 2 Phonics Green Words Read nonsense words Spell using Fred Fingers	Read Word Time 1.6 and 1.7 words Read 4 sound nonsense words with Fred Talk Read previously taught words with Set 1 sounds speedily
Purple	  Read Set 2 sounds and matching Phonics Green Words including longer words Review Set 1 Phonics Green Words and previously taught Set 2 Phonics Green Words Read nonsense words Spell using Fred Fingers Once secure, read Set 3 sounds and matching Phonics Green Words. Continue to spell Set 1 and Set 2 words	Read the first six Set 2 sounds (ay, ee, igh, ow, oo, oo) speedily Read these sounds in real words and nonsense words with Fred Talk Read previously taught words with Set 1 sounds speedily
Pink	  Read Set 2 sounds and matching Phonics Green Words including longer words. Review Set 1 and 2 Phonics Green Words Read nonsense words Spell using Fred Fingers Once secure, read Set 3 sounds and matching Phonics Green Words. Continue to spell Set 1 and Set 2 words	Read all Set 2 sounds speedily Read these sounds in real words and nonsense words with Fred Talk Read previously taught words with Set 1 and 2 sounds speedily
Orange	  Read Set 3 sounds and matching Phonics Green Words including longer words Review Set 1 and 2 Phonics Green Words, plus previously taught Set 3 Phonics Green Words Read nonsense words Spell using Fred Fingers: focus on Set 2 words	Read Set 1 and Set 2 sounds in longer words Read Set 1 and Set 2 sounds in 4 and 5 sound nonsense words Read previously taught words with Set 1 and Set 2 sounds speedily
Yellow	  Read Set 3 sounds and matching Phonics Green Words including longer words Review Set 1, 2 and 3 Phonics Green Words Read nonsense words Spell using Fred Fingers: Set 2 and 3 words	Read the first six Set 3 sounds (ea, oi, a-e, i-e, o-e, u-e) speedily Read these sounds in real words and nonsense words Read a passage at 60-70 words per minute, attempting intonation to show comprehension
Blue	  Read Set 3 sounds and matching Phonics Green Words including longer words Review Set 1, 2 and 3 Phonics Green Words Read nonsense words Spell using Fred Fingers: Set 2 and 3 words	Read all Set 3 sounds speedily Read Set 3 Sounds in real words and nonsense words Read a passage at 70-80 words per minute, attempting intonation to show comprehension
Grey	  Read unfamiliar longer words Review Set 1, 2 and 3 sounds and matching Phonics Green Words including longer words speedily Read nonsense words Spell using Fred Fingers: longer words, Set 2 and 3 words	Read longer words containing Set 1, 2 and 3 sounds Read a passage at 80-90+ words per minute with intonation that shows some comprehension

Year 1

- Phonics Screening Check
 - WB 9th June 2025
- Further information to be sent out to Year 1s
- If you want to see what the Phonics Screening Check is and look at previous checks
 - Google “Phonics Screening Check” and there are websites with past checks
 - There is also a link on the school website > Curriculum > Phonics
- If your child doesn't pass their Phonics Screening in Year 1, they will resit it in Year 2
- Please be aware that if children pass their Phonics Screening Check, this doesn't mean that they are fluent readers.

Phonics screening check

Pupils' materials












Reception








Set 1 Speed Sound Map



- Children have 5 lessons a week
 - 3 new sound lessons
 - 2 review lessons
- Children learn these set 1 sounds
- They learn the first 16 sounds and then progress onto the remaining sounds.



Sound	Say the sound		Read the sound	Review the sounds	Write the letter		Speed write	Fred Talk (oral)
s (stretchy - see p.34)	 Keep your teeth together and hiss	 Use Picture Sound Cards: ssssnake, ssssnail, sssspider, ssssun	 Draw the snake on the board, then write s next to it.	 Spot the new sound in the pack			 Select 3 sounds you have taught children so far.	 s-a-dsad s-a-t sat s-i-t sit


<p>Learning to blend Review the sounds</p>  <p>1. Blending orally without Speed Sounds Cards</p>  <p>2. Blending with Speed Sounds Cards</p>  <p>3. Blending with magnetic sound cards</p> 	<p>or</p>	<p>Blending independently Read the Phonics Green Word Cards: 'Special Friends', 'Fred Talk', read the word</p>  <p>Review the words: 1. 'Special Friends', 'Fred Talk', read the word</p>  <p>2. 'Fred in your head' 3. Speedy reading</p> <p>Reading assessment: 'Special Friends', 'Fred Talk', read the word</p> 
-----------------------------------------------------------------------------------------------------------------------------------------------------------------------------------------------------------------------------------------------------------------------------------------------------------------------------------------------------------------------------------------------------------------------------------------------------------------------------------------------------------------------------------------------	-----------	------------------------------------------------------------------------------------------------------------------------------------------------------------------------------------------------------------------------------------------------------------------------------------------------------------------------------------------------------------------------------------------------------------------------------------------------------------------------------------------------------------------------------------------------------------------------------------------------

Spelling
Using Fred Fingers



Reception, Year 1 and Year 2

Set 2 Speed Sound Map



- Children have 5 lessons a week (3 new sound less, 2 review lessons)
- Children learn these set 2 sounds
- Whilst learning the set 2 sounds
 - They will revisit set 1 sounds

Year 1 and Year 2

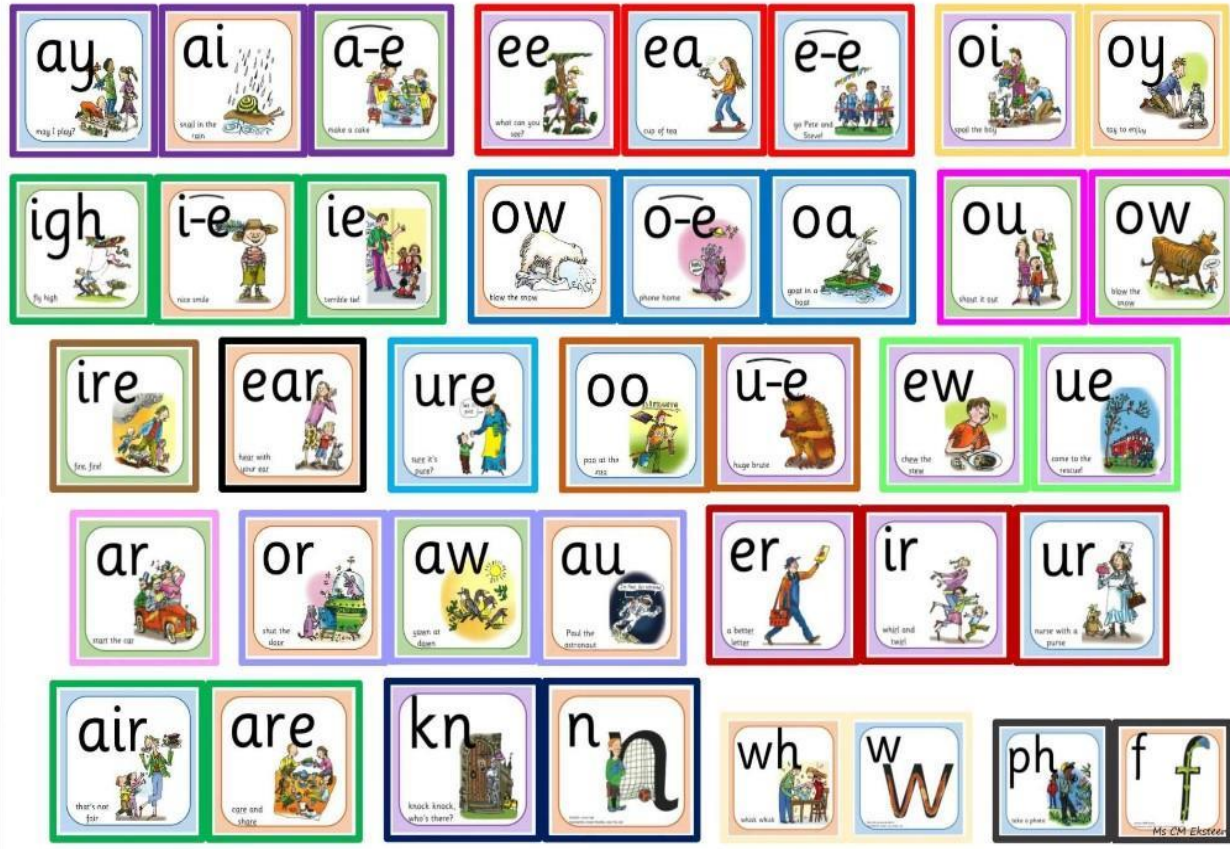
Set 3 Speed Sound Map



- Children have 5 lessons a week (3 new sound less, 2 review lessons)
- Children learn these set 3 sounds
- Whilst learning the set 3 sounds
 - They will revisit set 2 sounds

Year 1 and Year 2



























Sounds that sound the same...



- Children will also begin to learn “sounds that sound the same”
- They will apply this knowledge with their spellings

By the end of Year 2

- Your child will have completed the RWI scheme
- Your child will then progress with Guided Reading (there is a I can help Reading on Thursday 7th November)
- If your child is still on RWI at the end of year 2
 - This is something which we will communicate and discuss with you

Group	In Speed Sounds lessons, teach children to:	To progress into the next group children should be able to:
Set 1 Sounds Group A	  Read Set 1 single letter sounds Learn to blend: Word Time 1.1 to 1.3 Spell using Fred Fingers	Read 16 or more single-letter sounds speedily
Set 1 Sounds Group B	  Read all Set 1 single letter sounds Learn to blend: Word Time 1.1 to 1.4 Spell using Fred Fingers	Read most Set 1 single-letter sounds speedily Blend sounds into words orally
Set 1 Sounds Group C	  Read all Set 1 single letter sounds speedily Blend independently using Phonics Green Word cards: Word Time 1.1 to 1.5 Spell using Fred Fingers	Read all Set 1 single letter sounds speedily Read Word Time 1.1 to 1.5 words with Fred Talk
Dittles PCM	  Read Set 1 Special Friends Read Word Time 1.6 words (words with Special Friends) Review Word Time 1.1 to 1.5 Read 3-sound nonsense words Spell using Fred Fingers	Read all Set 1 sounds speedily Read Word Time 1.6 words (words with Special Friends) with Fred Talk Read 3-sound nonsense words with Fred Talk
Red Ditty Books	  Review Set 1 sounds speedily Read Word Time 1.7 words (words with double consonants and 4- and 5-sound words) Review Word Time 1.1 to 1.6 Read 3 and 4 sound nonsense words Spell using Fred Fingers	Read all Set 1 sounds speedily including ll, ff, ss, and ck Read Word Time 1.6 and 1.7 words (words with Special Friends; words with double consonants and 4-sound words with Fred Talk) Read 3 and 4 sound nonsense words with Fred Talk
Green	  Read Set 2 sounds and matching Phonics Green Words including longer words Review Set 1 Phonics Green Words and previously taught Set 2 Phonics Green Words Read nonsense words Spell using Fred Fingers	Read Word Time 1.6 and 1.7 words Read 4 sound nonsense words with Fred Talk Read previously taught words with Set 1 sounds speedily
Purple	  Read Set 2 sounds and matching Phonics Green Words including longer words Review Set 1 Phonics Green Words and previously taught Set 2 Phonics Green Words Read nonsense words Spell using Fred Fingers Once secure, read Set 3 sounds and matching Phonics Green Words. Continue to spell Set 1 and Set 2 words	Read the first six Set 2 sounds (ay, ee, igh, ow, oo, oo) speedily Read these sounds in real words and nonsense words with Fred Talk Read previously taught words with Set 1 sounds speedily
Pink	    Read Set 2 sounds and matching Phonics Green Words including longer words. Review Set 1 and 2 Phonics Green Words Read nonsense words Spell using Fred Fingers Once secure, read Set 3 sounds and matching Phonics Green Words. Continue to spell Set 1 and Set 2 words	Read all Set 2 sounds speedily Read these sounds in real words and nonsense words with Fred Talk Read previously taught words with Set 1 and 2 sounds speedily
Orange	  Read Set 3 sounds and matching Phonics Green Words including longer words Review Set 1 and 2 Phonics Green Words, plus previously taught Set 3 Phonics Green Words Read nonsense words Spell using Fred Fingers: focus on Set 2 words	Read Set 1 and Set 2 sounds in longer words Read Set 1 and Set 2 sounds in 4 and 5 sound nonsense words Read previously taught words with Set 1 and Set 2 sounds speedily
Yellow	  Read Set 3 sounds and matching Phonics Green Words including longer words Review Set 1, 2 and 3 Phonics Green Words Read nonsense words Spell using Fred Fingers: Set 2 and 3 words	Read the first six Set 3 sounds (ea, oi, a-e, i-e, o-e, u-e) speedily Read these sounds in real words and nonsense words Read a passage at 60-70 words per minute, attempting intonation to show comprehension
Blue	  Read Set 3 sounds and matching Phonics Green Words including longer words Review Set 1, 2 and 3 Phonics Green Words Read nonsense words Spell using Fred Fingers: Set 2 and 3 words	Read all Set 3 sounds speedily Read Set 3 Sounds in real words and nonsense words Read a passage at 70-80 words per minute, attempting intonation to show comprehension
Grey	  Read unfamiliar longer words Review Set 1, 2 and 3 sounds and matching Phonics Green Words including longer words speedily Read nonsense words Spell using Fred Fingers: longer words, Set 2 and 3 words	Read longer words containing Set 1, 2 and 3 sounds Read a passage at 80-90+ words per minute with intonation that shows some comprehension




How can you help at home?

- Your child will receive a “RWI Pack”. In the pack there are:

- Sound cards for you to cut out and use
- Letter formation mat with the rhymes
- Reading at home booklet
- RWI Sound mats

- 2 reading books

- A black and white book (this is a copy of the book your child has read everyday in class)
- RWI reading book (this is a book which children will read at points throughout the week)
- These will be in line with your child’s RWI group
- **Please ensure both books are returned to school on a Thursday so that new books can be handed out on a Friday**



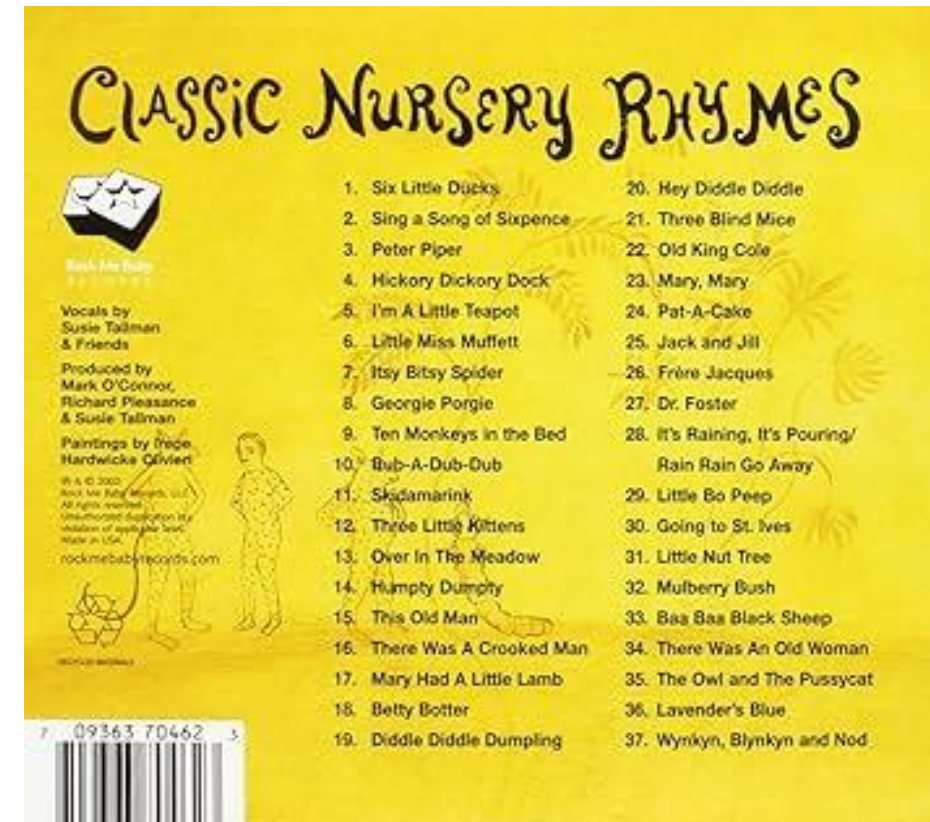
How can you help at home?

- Utilise the school website:
<https://www.stjamesacademy.co.uk/>
- Go to “Curriculum”, “Subjects” and select “Phonics”
- <https://www.stjamesacademy.co.uk/page/phonics/152097>
- On here is information about RWI at St James as well as lots of resources and videos to support at home
 - This will be updated throughout the year
 - Information will be sent when updates are made



How can you help at home?

- Read for pleasure
 - Your child will soon bring a library book home with them
 - This might be a book which they're interested in but they can't yet read
 - Please read it to them and share enjoyment
 - Bedtime stories are vital for children's vocabulary
 - It will also support their writing!
 - Read fiction and non fiction books
 - What are your children's interests?
 - Share information from books with them
 - Read comics
- Nursery rhymes!



How we will help you

- We will keep you up to date with any website updates
- After assessment windows
 - We will let you know which phonics group your child is in and what they'll be doing
 - Please use the resources which your child will be given to then do activities with them
- Share information with you if your child needs additional support



Questions?



Read Write Inc.
Phonics

Thank you for attending this session 😊